

VOTER'S GUIDE

KENT'S MUNICIPAL ELECTION



2023

General Election November 7



Published by **KENT NEWS, INC.**

What's in this guide?



Important Dates, Election Officials, and Representation

Important Dates for 2023 Municipal Election	1
Election Officials	1
Who Represents you in the Federal, State and Town Government	3

Registering to Vote

Who Can Register?	4
Where and When to Register: Online, Mail, In-person	5
ID Requirements to Vote	5
Election Day Registration	6
Types of Elections	9

Voting and Absentee Voting

In-person Voting	13
What if there is a Problem?	14
What if you Make a Mistake Filling out the Ballot?	15
Handicap and Curb Side Voting	16
Voting by Absentee Ballot	17
Returning your Application and Emergency Ballot Application	18
Procedures for those who need Accommodations	19
Filling out your Ballot	20
Deciphering the Ballot and Answering the Question: BOS Make-Up	21
Meet the Candidates	22

Important Dates for 2023 Municipal Election



Election Day

Tuesday, November 7, 6 am-8 pm: In-person Voting in the large meeting room at the rear of the Town Hall. Handicapped accessible.

- **Friday, October 6: 1st Day Absentee Ballots Available** You can apply for ballot at any time, see Chapter 5 for information on how to obtain, fill out and return an Absentee Ballot Application.
- **Tuesday, October 31: Last Day to Register to Vote Online or by Mail** *On-line voting ends at midnight. Mail-in applications must be postmarked by this date. All registration after this date is in-person only.* Registrars will be in office to register voters from 9am-8pm.
- **Monday, November 6, 9 am – 5 pm: Limited registration** for voters who have, after October 31, moved into town, turned 18, or obtained citizenship.
- **Monday, November 6: Last day to obtain an Absentee Ballot**
- **Tuesday, November 7, 6 am-8 pm: Election Day Registration (EDR)** and voting.

Kent's Representatives in the Connecticut Legislature, the United States Congress, and the Town of Kent

Secretary of State

The Secretary of State is the top election official in the state. Their office creates policies and procedures for elections based on state and federal election laws; provide information and guidance to local election officials and voters.



Who is your Secretary of State and how can you get in contact?

Stephanie Thomas (D)

Phone: 800-540-3764 or 860-509-6200. TDD: 800 303 3161

PO Box 150470

165 Capitol Ave. Suite 1000

Hartford, CT 06115-0470


For more information on the Secretary of State, use link or QR code.



<https://portal.ct.gov/sots>

Registrar of Voters

There are two Registrars of Voters, one from each major party. They register voters; maintain the official voter lists; recruit and train poll workers; administer Party Caucuses, General Elections, Primaries, Town Meetings, and Referendums according to state and federal laws, and party rules; report election results, and issue and certify certain candidate petitions.



Who are your Registrars of Voters? How can you get in contact?

Therese Duncan (D); Sal Lilienthal (R)

Phone: 860-927-1953

PO Box 676, Kent, CT 06757, Office: Second Floor

Hours: Mondays 1-4pm or by appointment

Email: registrar@townofkentct.org

Town Clerk

The Town Clerk certifies candidates for office; sets up the ballot; manages the applications for, the issuance, and return of Absentee Ballots; transfers unvoted ballots and envelopes with voted Absentee Ballots to polling place; issues and certifies certain candidate petitions; and certifies election results.

Who is your Town Clerk? How can you get in contact?

Darlene Brady

Phone: 860-927-3433

PO Box 843, Kent, CT 06757; Office: First Floor

Hours: Monday-Thursday 9am-4pm, Friday 9am-12pm

Email: townclerk@townofkentct.org



Who represents you in the Federal, State and Town Government?

Connecticut State Legislature:



State Representative: 64th District

Maria Horn (D)

Legislative Office Building Room 3704
 Capitol Ave
 Hartford, CT 06106
 800-842-8267 or 860-240-8585
maria.horn@cga.ct.gov

State Senator: 30th District

Stephen Harding (R)

Legislative Office Building Room 3400
 Capitol Ave
 Hartford, CT 06106
 800-842-1421 or 860-240-8800
stephen.harding@cga.ct.gov

Congress of the United States:



House of Representatives: 5th District, Jahana Hayes (D),

CT Office: 108 Bank Street, Waterbury, CT 06702
 202-225-4476, www.hayes.house.gov

US Senate

Richard Blumenthal (D), Hartford Office: 90 State House Square 10th floor, Hartford, CT 06103, 860-258-6940 www.blumenthal.senate.gov

Christopher Murphy (D), Hartford Office: Colt Gateway 120, Huyshope Ave. Suite 401, Hartford, CT, 06106, 860-549-8463, www.murphy.senate.gov

Town of Kent:



First Selectman: Jean Speck (D)

Selectmen: Glen Sanchez (D), Rufus DeRham (U)

Hours: Monday 9am-12pm, Friday 1pm-4 pm; Office: Second Floor
 Phone: 860-927-4627 Web: townofkentct.org Email: firstselectman@townofkentct.org
 Kent Town Hall, 41 Kent Green Blvd. PO Box 678, Kent, CT 06757

Who Can Register to Vote in Connecticut ?

Anyone who is:



US Citizen



**Resident
of Connecticut**



**18 years old
(17 if will be 18 by Election Day)**

How & Where do I to Register to Vote?

You have several options:

- In-person with the Registrar or Voters (or Town Clerk if Registrars are not available)
- Online at voterregistration.ct.gov (requires a valid CT Driver's license with your current address)
- Any Motor Vehicle Department or Social Security Office
- Voter Registration Drive in any town
- Mail-in registration application:
 - Fill-in & download from online registration website (use last 4 digits of your Social Security number instead of Drivers license number), request one be sent from the Town Clerk or Registrars, or download one from the Secretary of State website.
 - The Kent Memorial Library has registration forms in English & Spanish.
 - When completed, mail to the Registrar of Voters.



Note: You can also use any of the above options to change any information on your voter registration such as your name, address or party affiliation.

What Do I Need to Register:

Online: Valid Connecticut Drivers License with your current address

For all others you will need: ID and Address Verification

Acceptable Forms of Address Verification & ID

- Current CT Driver's License or Learners Permit
- Passport

OR

One of the following for Address Verification

- Utility bill due within 30 days (can be online)
- A signed rental lease
- Library Card with address
- Paycheck within the last 30 days
- Property Tax bill
- Naturalization papers
- Bank statement (within the past 30 days)
- Government Check (within the past 30 days)
- Student ID Card or Registration form or receipt for fees paid
- Any government document or the envelope it was mailed in that shows your name and address



Acceptable forms of ID

- Drivers License or Learners Permit (can be from another town or state)
- Social Security Card
- A current US Passport
- Birth Certificate
- Testimony of identity by another registered elector
- Anything that has either: your name & signature; your name & address or your name & photograph on it, such as a Credit Card; Library Card, Student ID, or a piece of mail (postmarked within 30 days).



Note: if you are mailing in your registration card and use the last 4 digits of your Social Security number instead of a drivers license number, you can either mail the required proof with your registration card, mail it separately to the Registrars, or you will be required to show it at the time you vote. For absentee voting, it must be provided before your ballot can be counted. If you haven't verified this information prior to obtaining your absentee ballot, it must be included in the envelope with your ballot when you return it.

EDR (Election Day Registration)

Anyone not already registered can register and vote on Election Day.

Where to Register:

Registration and voting take place in the Registrar's office on the Second floor of the Kent Town Hall.

What do I need to register:

See the information on how to Register to Vote (page 5)



Procedure:

- Fill out a CT Voter Registration application (*You can fill out online and send or print out and bring with you or fill out an application at Registrars office*)
- Provide required ID and proof of residence to Registrars
- Registrars will enter your information online in Connecticut Voter Registration System (CVRS)
- You will be issued a ballot and a numbered envelope
- Fill out the information on the envelope and put voted ballot inside
- Registrars will direct you as to where to place your voted ballot



Notes:

- If you are still in line at 8pm, you can stay and complete the process.
- If you have moved from a town in CT, the Registrars will call that town to determine if you have voted there.
- You are required to wait no more than 15 minutes for a answer.
- If past 15 minutes, the Registrars will allow you to vote.
- Your vote will be placed in a special envelope and held until verified or until 8pm.
- At 8pm or after all voters have voted, the envelopes are delivered to the election moderator who will turn them over to the Absentee Ballot Counters for verification; all valid votes will be sent through the tabulator.



STATE OF CONNECTICUT MAIL-IN VOTER REGISTRATION

(Disponible en Español)
ED-671
REV. 9/15
(CGS §9-23g)

YOU MAY USE THIS EASY FORM TO:

- register to vote in Connecticut;
 - change your name and/or address on current registration;
 - enroll in a political party or change party enrollment;
- Note:** (Changing parties may result in losing rights in all parties for 3 months)

IMPORTANT! Keep your voter record up to date

REGISTRATION INSTRUCTIONS:

1. Fill in all boxes that apply to you on this application.
2. Place a first-class stamp on the application card, fold, and mail it to the town hall where you live (or deliver it to your town hall or voter registration agency).
3. **You are not a voter until your application is approved by the Registrar of Voters.**
4. You should receive a confirmation within 3 weeks. If you do not, contact the Registrar in your town hall.
5. **If (1) you submit this form by mail and (2) you are registering for the first time in town, you may wish to submit with this application your driver's license number or if none, the last four digits of your social security number; or (a) a copy of a current and valid photo I.D. or (b) a copy of a current utility bill, bank statement, government check, paycheck, or government document that shows your name and address, in order to avoid additional I.D. requirements the first time you vote.**

QUESTIONS?

Call your local Registrar of Voters or the Secretary of the State at (800) 540-3764 or (860) 509-6100 (TDD, 800-303-3161)

TO REGISTER TO VOTE IN CONNECTICUT YOU MUST:

- be a United States citizen;
- be a resident of a Connecticut town;
- be at least 17 years old (**must turn 18 before election day**) 17 year olds, who will turn 18 on or before election day, may participate in general primary **see section 1b below**; and
- have completed confinement and parole if previously convicted of a disfranchising felony

IF YOU MOVE:

You must fill out a new voter registration card if you have moved to a new town. Also, use this form to change address within town. (**See section 1a and section 10 below**)

REGISTRATION DEADLINES FOR NEW VOTERS:

PRIMARY: Your application must be postmarked by the 5th day before a primary (OR received by your Registrar of Voters or a voter registration agency by the 5th day before a primary). You may apply in person to your town clerk or registrar until 12:00 noon on the last business day before a primary.
ELECTION: Your application must be postmarked or received by a voter registration agency by the 7th day before an election (OR you may register in person with your Registrar of Voters by the 7th day before an election).

If you are unable to register prior to the registration deadlines for new voters at an election, you may be able to register and vote on election day at the designated location in your town.

OLD ----- PLEASE USE PEN - PRINT CLEARLY ----- FOLD

1a Check Boxes that Apply:		<input type="checkbox"/> New Voter Registration <small>(includes move to a new town)</small>	<input type="checkbox"/> Address Change <small>(within the same town)</small>	<input type="checkbox"/> Name Change	<input type="checkbox"/> Party Enrollment Change
1b Are you a U.S. citizen? <input type="checkbox"/> YES <input type="checkbox"/> NO		Will you be 18 on or before election day? <input type="checkbox"/> YES <input type="checkbox"/> NO		If you checked "NO" to either of these questions, do not complete this form.	
2 Name of Applicant		Last Name		First Name	Middle Name or Initial
Mr. Mrs. Miss Ms.					Jr. Sr. II III IV
3 Date of Birth <small>(Month Day Year)</small>		4 CT Driver's License Number <small>(if none, last 4 digits of Soc. Sec. No.)</small>		5 Address Where You Live No., Street, Apt. # _____ Town _____ Zip _____ State <u>Connecticut</u>	
6 If Different, Address Where You Get Your Mail (P.O. Box, etc.)		7 Telephone Number (optional) ()		8 Gender <input type="checkbox"/> Male <input type="checkbox"/> Female	
9 Do you wish to enroll in a political party? <input type="checkbox"/> YES. Name of party: __ Democratic __ Republican Other: _____ <input type="checkbox"/> NO. I do not wish to enroll in a party at this time.		10 NAME or ADDRESS CHANGE. Previous Voting Address (if none; write "NONE") No, Street, Apt # _____ Town _____ County _____ State _____ Name Under Which Registered (if different from above)			
11 I swear or affirm that: • I am a U.S. Citizen • I live at the address shown in box 5 above • I am at least 17 years old • I have not been convicted of a disfranchising felony, or, if so, I am eligible to register to vote • The information provided here is true Signature _____ Today's Date: ____/____/____				12 Would you like to work at the Polls on Election Day? <input type="checkbox"/> YES <input type="checkbox"/> NO	
NOTE: The particular social service office at which you register to vote, or whether you decline to register, remains confidential and will be used only for voter registration purposes.		WARNING: If you sign this statement even though you know it is untrue, you can be convicted and imprisoned for up to five years and fined up to \$5,000.			

THIS SECTION COMPLETED ONLY BY AGENCY (OR SPECIAL ASSISTANT REGISTRAR OR TOWN CLERK) <small>(Date Received by Agency)</small>	THIS SECTION COMPLETED ONLY BY REGISTRAR OF VOTERS			
	DATE RECEIVED BY REGISTRAR	REGISTRAR INITIAL	APPLICATION IS HEREBY: <input type="checkbox"/> ACCEPTED <input type="checkbox"/> REJECTED	DATE NOTICE MAILED
DATE ENROLLMENT EFFECTIVE IF CHANGING PARTY	REASON FOR REJECTION			

Sample Voter Registration Card To fill Out (When filling out card, be sure to check all the boxes that apply on the top two lines [1a & 1b])

- Line 1a. Check any that apply: New Voter, Address Change, Name Change or Party Change
- Line 1b. You must check both boxes: US Citizen & 18 years old
- Line 2. Be sure to add if you want a prefix or have a suffix (best to use if there is more than one person with the same name living at the same address)
- Line 3. Date of birth
- Line 4. If you don't have a current CT drivers license, use the last 4 digits of your Social Security number
- Line 5. Fill in the address where you live (your residential address).
- Line 6. Only fill this in if you have a PO Box or get your mail at a different address.
- Line 7. You do not have to fill this out, but providing it is useful if the Registrars need to contact you
- Line 8. If you do not want to identify a gender, leave blank
- Line 9. If you do not wish to enroll in a party answer NO. The "Other" is for enrolling in a Minor party. (Independent, Working Families, Libertarian and Green Party are examples of minor parties in CT.)
- Line 10. If you are already registered in another town in CT or in another state, fill in the address where you are moving from (it is VERY important that you fill in this information). Also, if you have changed your name either through marriage or had it legally changed by a court, be sure to fill this out so the Registrars have your correct name on the Official Voter List when you go to vote.
- Line 11. When you sign this application, you are swearing that you meet the criteria to be a voter, that the information you have provided is correct and you are not a disenfranchised (incarcerated) felon. If you sign and any of the information is untrue, you could be subject to a fine and/or jail time if convicted.
- Line 12: Be sure to check YES if you are interested in working at the polls during an election.



NOTE: You are not registered to vote until the Registrars have received your application and have entered the information into the online Connecticut Voter Registration System (CVRS).

Once you are registered you will be sent a confirmation letter with a bar code and your CT Voter ID Number. The same applies for when you make any changes to your voter registration-change of address (added a PO Box or moved within the town), changed your name, your party affiliation or corrected information that was entered incorrectly or missed on your previous registration card.

If you move out of town, be sure to notify the Registrars office by sending an email or letter so they have official confirmation.

You can also can notify the Registrars of the death of a family member but they will need official confirmation such as a published obituary or copy death certificate.

Types of Elections



NOTE: To vote in a Primary, Municipal, State or Federal Election you must be registered to Vote in Kent and cannot be registered to vote in another town or state. You cannot vote or fill out a ballot for anyone other than yourself except as noted in exceptions for people with disabilities. To do so is a violation of State and Federal election laws and you can be liable for fines and possible jail time.



You can vote in a Town Meeting or Referendum if you are a registered voter in Kent or if you live in another town or state and own personal property in Kent valued at \$1,000 or more on the Grand List ending on October 1st of the previous year (for 2023 it would be the Grand List of October 2022). You cannot vote if your property is under a Trust of any kind, is a corporation or LLC.

The Registrar of Voters and Town Clerk administer numerous types of elections where voting takes place.

- **Town Committee Elections:** the Town Committee of each party elects its members and officers.
- **Town Committee Party Caucus:** The registered voters of each party meet to choose their candidates for Municipal office.

**These are held by all parties; only party members can attend and vote and are subject to State Statute and individual party rules. Dates for these are set by the party and state statute. The Town Clerk records the results and reports them to the Secretary of State.*

- **Town Meetings:** Both Registrars and/or their Deputies must attend to check voter registrations of attendees, and in the case of a call for a paper ballot, administer the voting and vote counting. The Town Clerk records the results.
- **Referendums:** Are held in accordance with Town Ordinances and State election laws and are machine votes. Referendums can be a half-day or full day depending on what is being voted on. These can be either a town or regional vote (i.e. part of a regional school district) and is a yes or no vote on allocating revenue or a town issue.

*Kent has a **REFERENDUM** every year on the first Tuesday after the first Monday in May from 12pm-8pm to vote for the Region 1 School District budget. If the budget is voted down, additional referendums will be held on published dates until it passes.*

(This is the budget for Housatonic Valley Regional High School (HVRS) in Falls Village, the Superintendents Office and the Pupil Services Office. Kent is one of 6 towns in the northwest corner that are part of the first regional school district in CT.)

The Town of Kent can hold a referendum at any time (subject to State regulations on when they must held after a town meeting vote or decision by the Board of Selectmen to hold one). Depending on how soon after the vote a referendum is scheduled, absentee ballots may or may not be available. Check with the Town Clerk for availability.




NOTE: Town Committee elections and Primaries are the ONLY time you need to verify your party membership to vote.

PRIMARY

When someone challenges the party-endorsed candidate for a particular office. Only the two major political parties, Republicans and Democrats, can hold primaries.

Primaries are usually held in August for:

- Town Committee member or officer
- Municipal, State & Federal Offices



A Presidential Preference Primary: to choose the party's candidate for the office of President of the United States, and in CT, occurs in April (this can change) and are only held by a party if there is more than one credible candidate (meets party, state and federal criteria).

To Vote in a Primary:

- You must be a registered voter in the party holding the primary
- Unaffiliated voters or voters registered in minor parties cannot vote



NOTE: *Unaffiliated voters can register with a party up to noon the day before an election, as can new voters.*

To change parties in order to vote in the other party's primary, you must do so 90 days prior to the date of the Primary.



NOTE: In Kent, if both parties are having a Primary, they are held on the same day. The large meeting room where elections take place is divided in half and each party has separate poll workers, different colored ballots, and use the same tabulator that has been programed to tell the difference between the ballots.

GENERAL ELECTIONS:

For all registered voters

Are always held on the first Tuesday after the first Monday in November. This year it is November 7. Election Day Registration (EDR) applies to the following elections:

Municipal Elections: In Kent, municipal elections are held every two years on odd years and includes all municipal offices that are elected positions, except Registrar of Voters (they are elected to a 4 year term coinciding with Presidential Election years) and the Town Clerk (whose office is a four year term coinciding with Municipal elections).

State Elections: In CT, state elections are held every 4 years on even years that are not a Presidential election year (the next one is 2026), and includes all state elected offices including Governor, Lt. Governor, Treasurer, Atty. General, etc.; Probate Judge (Kent is in Region 1); State Senator (30th District, 2 year term); State Representative (64th District, 2 year term); and one Federal Office: House of Representatives (5th District, 2 year term); and sometimes one of Connecticut's two Senators (who have staggered 6 year terms).

Federal Elections: These occur every four years in even numbered years and includes voting for (Electors for) President & Vice-President; House of Representatives (5th District); State Senator (30th District); and State Representative (64th District); the Registrars of Voters (Republican & Democrat). In 2024, it will include one of Connecticut's two Senators.

How Can I Run For Office/Get On The Ballot?

There are several ways. See the Secretary of State's website for specific details on the following:

1. Be chosen to run by a political party
2. Primary the party's chosen candidate
3. Petition to run for a particular office
4. Register to run as a write-in candidate
5. Start a new political party and run as their candidate

VOTING IN-PERSON AND ABSENTEE

Before Every Election:

The Registrars test the tabulators at an announced time and place open to the public. Prior to testing they check all the seals on the tabulator to make sure they match the ones on their list. Then a series of test ballots, consisting of regular, absentee and EDR ballots, are randomly voted and run through each machine in random order and directions.

Vote totals for each office and candidate are checked against a master list. A fully voted and a blank test ballot are also run through the machines as part of the test. Once the Registrars are sure the tabulator is counting and recording votes properly, the machine is set to Election Mode and the numbers are reset to zero. The Registrars seal the tabulators and put them in locked storage boxes in the Registrars' locked storage room. Kent has three tabulators.

Starting, Removing Ballots During, and Ending an Election


Starting: Prior to opening the tabulator on election day, the Moderator, while being observed by the two Assistant Registrars (one from each party), checks the all numbers on the seals on the carrying case, checks that the serial numbers on the tabulator and plugs it into the Ballot Box. The Moderator checks the Ballot Box to be sure all the bins are empty then runs 3 tapes confirming it is set to zero for all races. One tape is posted in the hallway, one stays with the ballots, and one goes into the Moderator's Election Report.



Removing Ballots: At times during an election, the ballot storage bin may fill up. The Moderator, with the Assistant Registrars, will remove the ballots from the Ballot Box, place them in a sealed storage bag, record the seal and then lock it in the storage cabinets in the Registrars closet. They will announce this to the public.




Ending an Election: After the polls are closed, and everyone eligible to vote has voted, the Moderator, with the two Assistant Registrars, will vote the EDR ballots and any remaining Absentee Ballots. The Moderator will then remove ballots from the auxiliary bin and using an override code, vote the ballots that were rejected. (*Those that are still rejected will be hand counted*). The Ender Card will be run through the tabulator, officially ending the counting of ballots and the election. The Moderator will print three tapes with the election totals. One is posted in the hallway, one stays with the ballots, and the third one is attached to the Moderator's Election Report. The Moderator will then publically announce the vote tallies. This is not the full count (just the tabulator count) unless the Moderator states that all hand counted ballots and any write-in candidate votes have been included.



In-person Voting:

- Takes place in the large meeting room at the rear of the Kent Town Hall at 41 Kent Green Blvd.
- Voting for most Referendums is from 12pm-8pm.
- Voting for all Primaries and General Elections is from 6am-8pm.
- Town Hall is closed to business during Primaries and General Elections.
- The restrooms are also closed to the public during Primaries & General Elections.
- In-person ballots are white.



Note: the Moderator will close the Polls at 8pm. However, if you are still in line or haven't finished voting you will be allowed to stay and vote.

Who Can Be In The Polls Beside Election Workers:

- The Press (cannot talk to voters or take photos of ballots or anyone filling one out)
- Children 15 and under accompanied by a parent (Children cannot help fill out ballots or place them in the tabulator- only the voter is allowed to touch the ballot)
- Credentialed representatives of the Secretary of State
- Persons assisting someone with a disability
- Candidates (only to vote or if assisting a direct family member with voting)
- ADA approved Service Animals (Dogs & Miniature Horses). Election workers cannot ask what your disability is but they can ask what tasks the animal is trained to do.
- Food, drink, pets, and emotional support animals are not allowed

When You Arrive At The Polls

Seventy-five Foot Warning Signs are located 75' from the entrance of the polls and EDR location. These signs denote the restricted area where no discussion of the election and nothing with the name of a candidate in the current election is allowed.

When You Check-in:

1. If you are voting in a Double Primary (both parties are holding a primary on the same day at the same location) make sure you are in the proper line for your party.
2. If there is more than one check-in line they will be divided alphabetically by STREET NAME. Make sure you are in the correct line for your residence street.
3. Give the checker your information in a clear voice in the following order:
Street Name, Street Number, Last Name, First Name
(This is how the Official Voter List is organized and it facilitates the Checkers ability to locate you.)
4. Show your ID.



If There Are No Problems: the Checker will mark your name as having voted in-person and you will proceed to the Ballot Clerk who will give you a white paper ballot and offer you the option of a privacy folder to carry it in. From there you can proceed to a voting booth, mark your ballot, and take it to the Tabulator to be counted, get your “I Voted Sticker,” and a Thank You! for being a responsible citizen.

WHAT IF THERE ARE PROBLEMS?

Most are handled by the Assistant Registrars but if they can't solve it, it goes to the Moderator. If the Moderator can't solve it, it goes to the Registrars.



1. Forgot your ID or don't want to show it?

The checker will send you to the Assistant Registrar's table where you can fill out an affidavit affirming you are who you say you are. You give this to the Checker.

2. Can't find your name on the Official Voter List?

a). Did you change your address and/or your name on everything but your voter registration? Try again using the old one. If found, you can vote.

b). Still not found? Go to Assistant Registrars. You may be on the inactive list if you did not respond to a canvass letter, sent yearly by the Registrars to verify voting status. You need to fill out a new registration card at the polls in order to vote.

c). Still not found? Call the Moderator! Your name may have been removed from the list due to your not voting in 4 years (CT law). If this is not the case, the Registrars will check to see if you are in the system and search for your original voter registration card

e). If still not found you have two options:

- Fill out a Provisional Ballot, which will be counted if the Registrars are able to verify your registration after an additional search
- Take advantage of EDR and register and vote that day. (You will need appropriate ID.)

EDR (Election Day Registration) and voting. For residents who are qualified but have not registered to vote and want to vote in the election. EDR takes place on the second floor of the Town Hall in the Registrars office. It is accessed through the front door and has elevator access. You must have all the required information. See the section on Registering to Vote for requirements.

(EDR Ballots are Yellow.)

There is no time limit on filling out a ballot; you can take all the time you need.

If you make a mistake filling out your ballot

"Return the ballot to the Ballot Clerk who will void it out, and give you a new one. You can have as many as you need. PLEASE! DO NOT leave a marked or unmarked ballot in the voting booth, throw it away or take it home with you! (Ballots that are not run through the tabulator or returned for a new one are considered "Abandoned" and the Ballot Clerk has to account for them (voter crossed off as voted but ballot was not counted by the tabulator). The numbers should match; if they don't, it makes for a very long night! "



If you wish to be counted as voting but do not wish to vote, place an unvoted ballot in the auxiliary bin where the tabulator is. It will be counted as 0 votes at the end of the election.

When filling in your ballot make sure you completely fill in the ovals for each candidate you are voting for. If there is a race (office) you do not wish to vote for you can leave it blank.

Write-in Candidates

Only votes for approved candidates who have registered with the Secretary of State will be counted. The list of candidates is not posted. You must ask the moderator who will show it to you if there are any. There is a space for write-in candidates at the bottom of the ballot under each race. Write-in votes are hand counted at the end of the election.

Once you have completed your ballot, place it the tabulator in any direction except sideways.

WAIT



Make sure it is counted and there are no problems (rejected or jammed in the machine)..

If the tabulator rejects a ballot

The Tabulator Tender cannot look at or touch your ballot. The Tabulator Tender will ask you to try placing it in the tabulator again in a different direction. If this does not work, the Tabulator Tender will check the message on the tabulator that indicates what the problem is. You will then have two choices: you can get a new ballot and fix a mistake, or you can place the ballot in the auxiliary bin to be counted later, and the race voted incorrectly will not be counted.

If a ballot gets jammed in the tabulator

The Moderator will be called and check to see if the ballot has been counted. If it hasn't been counted, it will be run through again. If damaged, it will be placed in the auxiliary bin for hand counting, or you may get a new one. If it has been counted, it will be placed in a privacy sleeve so the Moderator can't see the markings, and put in the bin with the counted ballots.

How does the tabulator know how to count votes?

The lines along your ballot are coded. A programed memory card that has the all the offices and candidates on it matching the codes on your ballot is inserted into the tabulator.

ACCOMMODATIONS FOR VOTERS WITH DISABILITIES:



- The Town Hall and the polling place are handicapped accessible.
- There are two spaces reserved for handicapped parking.
- The entrance meets the requirements for handicapped access.
- A call station is available in the parking area to alert for assistance.
- Each 4-station voting booth has one lower shelf to accommodate people in wheelchairs.
- Anyone who needs assistance with voting may bring someone with them, including a translator if needed. This can be anyone except his or her employer or Union Representative. The person assisting the Voter must register their name and contact information with the Moderator.

OR

- The voter can have the Assistant Registrar of their party (or their choice if not a member of a party) assist them. The Assistant Registrars are trained in the use of the equipment provided for persons with disabilities to vote using a regular ballot that can be placed in the tabulator.
- This equipment, referred to as the 'IVS' consists of a small laptop/ touchscreen computer and printer and is programmed for each election. The voter can see the choices for each race on the computer and touch the appropriate box to register their vote.
- For the visually impaired this system is equipped with earphones to listen to the choices and a touch pad for recording votes.
- It is also programmed so that anyone in a wheelchair that is equipped for communicating by joystick or breath can attach their equipment to it for voting. Once the voter is satisfied with their vote the ballot is run through the printer. The voter can then review their ballot to make sure it is correct and place it in the tabulator (if someone else needs to do this for the voter the ballot is placed in a privacy sleeve).

Curbside Voting

This is only allowed in the instance where a person arrives at the polls intending to vote in-person and for some reason find they are unable to because of a sudden illness, or some other difficulty. There is a call box in the parking lot that can be used to alert that help is needed or you can ask someone. The Assistant Registrars will come to your vehicle, take your ID, and have your voting status verified and your name checked as having voted in-person. They will return with a ballot, a marking pen, and a privacy sleeve. You can mark your ballot (the Assistant Registrars can help if you need assistance with filling it out), place it in the privacy sleeve, and they will run it through the tabulator for you.



VOTING BY ABSENTEE BALLOT:

Military and overseas ballots are not being covered in this guide; for information on these, see the Secretary of State's Website section on elections or call the Town Clerk.

To vote by Absentee Ballot you must be a Registered Voter in the town in which you are applying for an Absentee Ballot (AB).



You can vote Absentee Ballot only if:

(Connecticut's Constitution has strict rules regarding this)

1. You are an active member of the Armed Forces of the United States
2. You will be out-of-town on Election Day
3. Sickness prevents you from voting in-person on Election Day
4. Your religious beliefs prevent you from performing secular duties, such as voting on Election Day
5. You will be performing duties as an Election Official at a polling place other than your own on Election Day
6. A physical disability prevents you from voting in-person on Election Day
 - * "This includes voters who are unable to go to their polling place because of the sickness or physical disability of another person, or because of the continual presence of a sickness, such as the Covid-19 virus."
 - * "A voter who is a caretaker of an immunocompromised person can vote Absentee if the sickness or disability of the person in their care renders the voter unable to appear in the polling place. Similarly, a voter who, in the voter's best judgment, is unable to appear at the polling place because of the continued presence of a sickness such as the Covid-19 virus is eligible to vote by Absentee Ballot."

(These are direct quotes from Secretary of the State's Website and refer to: Public Act 22-2; CT General Statutes: 9-135 to conform with Article Sixth, Section 7 of CT Constitution)

HOW TO OBTAIN AN ABSENTEE BALLOT:

- Apply on-line
- Request an application from the Kent Town Clerk's Office
- Download an application from the Secretary of the State's website

WHO CAN REQUEST AN ABSENTEE BALLOT APPLICATION?

Individual: For their own use or for the use of a member of their immediate family or as the designee of an applicant or to distribute to others.



NOTE: Anyone distributing more than 5 applications to anyone other than immediate family must register with the Town Clerk, keep an accurate list of the names and addresses of everyone given an application, a copy of which must be given to the Town Clerk along with any filled out applications. Only the voter or their designee may fill out an application. See who can be a designee on the next page.

Returning Your Application:

Applications are to be returned to the Kent Town Clerk no later than the day before Election Day. They can be filled in and sent on-line, mailed in, dropped in the Official Drop Box located at the Kent Town Hall rear parking lot, or delivered in-person. (It must be in-person if there is not sufficient time to send ballot by mail and return.) Absentee Ballots will be available on October 6 and mailed (or distributed in-person) to applicants beginning on that date.



Note: Your Town Clerk will process your application if you return your application.

Emergency Absentee Ballot Application



If you become ill or incapacitated, including hospitalization within 6 days before and up to and including Election Day, you can request an Emergency Absentee Ballot. You must fill out an Emergency Absentee Ballot Application first (available online or from the Town Clerk). If you are unable to fill it out yourself you may designate someone to do it for you (same goes for filling out the ballot). There are restrictions on who you can designate. A designee must be an immediate family member or the caregiver of the applicant. If neither of those is available, then a Police Officer, the Registrar of Voters, or the Deputy or Assistant Registrar in the town of the applicant's residence can be designated.

An Absentee ballot may be picked up at the same time as the application. The designee who also has to sign and give their address and contact information on the application must return the application.

The process and procedures for those who need accommodations for print disabilities are as follows:

The absentee ballot application has been updated to make it accessible by screen readers and includes a check box to indicate that the voter requires a ballot emailed to them because of a print disability.



- Once the Town Clerk receives this application with the specified box checked off, they will send out a ballot packet containing the outer envelope and inner envelope, WITHOUT a paper ballot, directly to the voter.
- The Town Clerk will notify the Office of the Secretary of the State that the voter needs an accessible ballot and will provide the voter's email address.
- The Secretary of the State will email an accessible ballot directly to the voter.
- The voter will be able to read and fill out the ballot using their screen reader, print it out, and return it in the ballot packet.
- The voter MUST sign the inner envelope, and local election officials have been instructed to approve the inner envelopes that are signed, even if the signature is not in the correct spot.
- These ballots will be hand counted.

Once the Town Clerk has received your Absentee Ballot Application, a unique serial number is created for each ballot to ensure only the voter who requested it can vote with that ballot.

Absentee Ballot Packets

Packets are mailed out when the Absentee Ballots are available on the date set by CT law.

What's Inside the packet?

Inside the packet you will find two envelopes (a return [outer] mailing envelope and an inner envelope for your ballot) plus your pink ballot. There may also be a request for additional information such as proof of residence (only applicable to elections with Federal offices on the ballot), or a notice that you are on the inactive list and need to re-register to vote. A list of approved write-in candidates, if there are any, may also be included.

Filling Out Your Ballot

- Fill out your ballot by completely filling in the bubble next to the person you wish to vote for using a black or blue pen or marker (the tabulator cannot read red or other colors). Try to stay within the lines of the bubble. If you make a mistake cross out the mistake with a large X through it and mark the correct bubble. Scratching it out or using other markings can make your intent difficult to decipher. If you do not wish to vote for a particular office, leave it blank.
- Once you have filled in your ballot, place it in the inner envelope and seal it. Do NOT put anything else in this envelope and do NOT put more than one ballot in the envelope. These envelopes have a unique serial number and are specific to the person on the application.
- Make sure you sign and date the inner envelope and check if there is anything else needed to be filled out on the envelope, seal it, and place it and any other information you were asked to provide in the outer mailing envelope. Check that it is filled out correctly and seal it. The packet can be mailed to the Town Clerk at the address on the front, placed in the Official Drop Box located at the west end of the parking lot at the Town Hall, or returned in-person to the Town Clerk. If mailed, be sure that it is mailed in time to reach the post office. Absentee Ballots must be received at the polls by 8pm on Election Day.
- Once the Town Clerk receives the envelope with your ballot, she will sign, date, and time stamp it, enter the serial number into the State Electronic Tracking System, and check off your name on the Official Voter List. The ballots are stored in the vault until Election Day when they are turned over to the Registrars.
- On Election Day, the ballots go to the Absentee Ballot Counters, one from each major party. The Counters determine the outer and inner envelopes, and the ballot are filled in correctly. Rejected ballots are marked why they were rejected. (Some reasons for being rejected are: missing information or incorrect information on the outer envelope, information requested was not supplied, missing signature or other information on inner envelope, more than 1 ballot in the inner envelope, and ballot not in the inner envelope.)



Deciphering the Ballot

First be sure to carefully read the heading above each office (column) you are voting for.



(Note: if you wish to not vote for a particular office or if it says to vote for two, but you only want to vote for one, you can do this. The tabulator will record your vote and count any blank votes as zero. When voting for up to two people, you can split your vote between the rows in that line.)

Kent has a three person Board of Selectmen, the First Selectman is a full time position and the other two Selectmen are part time positions.

- First Selectman line has three candidates: a Democrat and two unaffiliated petitioning candidates. There is no Republican candidate. You can only vote for one person in this line.
- Selectman line has two candidates: a Democrat and a Republican. You can only vote for one.
- Tax Collector: is endorsed by both parties and is listed on both party lines. Only vote for her once; the tabulator knows to only count your vote once.
- Board of Finance: there are two Democrats and one Republican running. Vote for up to two people.
- Board of Education line has two candidates running for a full term on the board: a Democrat and a Republican. Vote for one person.
- Board of Education to Fill a Vacancy: there is only one candidate, a Democrat.
- Board of Assessment Appeals line has two candidates: a Democrat and a Republican; vote for one. (Please note Rufus deRham is also running for First Selectman.)
- Planning & Zoning has four candidates: two Democrats and two petitioning candidates. There is no one running on the Republican line. Vote for up to two people.
- Zoning Board of Appeals line has three candidates: one Democrat and two Republicans. Vote for up to two people.
- Zoning Board of Appeals Alternate Full Term: there is only one candidate, a Democrat.
- Zoning Board of Appeals Alternate to Fill a Vacancy: no candidate.
- Sewer Commission Full Term line has three people running: a Democrat and two Republicans; vote for up to two.
- Sewer Commission Alternate to Fill vacancy: no candidate.

Answering the Question:

How do we decide who is elected to the Board of Selectmen?

The person with the most votes in the First Selectman column becomes the First Selectman. Then the remaining votes for the First Selectman candidates and the votes for the candidates in the Selectman's column are compared and the next two candidates (from both First Selectman and Selectman lines) with the most votes become the other two Selectman.

EXAMPLE: Daffy Duck, Mickey Mouse, and Roadrunner are running for First Selectman. Goofy, Wile E. Coyote, and Scrooge McDuck are running for Selectman. 50 people voted.

Daffy Duck got 15 votes, Mickey 10, and Roadrunner 25. Roadrunner is elected First Selectman. Goofy got 12 votes, Wile E. Coyote 30, and Scrooge McDuck 8.

Wile E. Coyote on the Selectman's line with 30 votes would be a Selectman.

Daffy Duck on the First Selectman's line with 15 votes would be the other Selectman.

Meet the Candidates

Democratic Candidates

First Selectman: Lynn Mellis Worthington

Selectman: Glen Sanchez

Tax Collector: Deborah Devaux (*endorsed by both parties*)

Planning & Zoning: Lawrence Dumoff, Sarah Chase


Board of Education: Jenn Duncan, Heather Brand

Board of Finance: Fran Goodsell, Charles Cogut

Board of Assessment Appeals: John Veltri

Zoning Board of Appeals: Daniel Schiesel, Elizabeth Aviles (Alternate)

Sewer Commission: Ellie Place



Republican Candidates

First Selectman: none

Selectman: Edward Matson

Tax Collector: Deborah Devaux (*endorsed by both parties*)

Planning & Zoning: none


Board of Education: Katherine Symonds

Board of Finance: Lynn Harrington

Board of Assessment Appeals: Rufus P. deRham

Zoning Board of Appeals: Anne Bisenius, Nicholas Downes

Sewer Commission: Jack Nelson, Joseph D. Agli



Petitioning (Unaffiliated) Candidates

First Selectman: Rufus P. deRham, Martin Lindenmayer

Selectman: none

Tax Collector: none

Planning & Zoning: Adam Manes, Matthew Winter

Board of Education: none

Board of Finance: none

Board of Assessment Appeals: none

Zoning Board of Appeals: none

Sewer Commission: none



The Ballot

**State of Connecticut
Official Ballot**

Kent, Connecticut

Municipal Election

November 7, 2023

Sheet 1 of 1

32 31 30 29 28 27 26 25 24 23 22 21 20 19 18 17 16 15 14 13 12 11 10 9 8 7 6 5 4 3 2 1

OFFICE	1	2	3	4	5	6	7	8	9	10	11	12	13	14	15	16	17	18
PARTY	1A	2A	3A	4A	5A	6A	7A	8A	9A	10A	11A	12A	13A	14A	15A	16A	17A	18A
DEMOCRATIC PARTY	<input type="radio"/> LYNN MELLUS WORTHINGTON	<input type="radio"/> GLEN A. SANCHEZ	<input type="radio"/> DEBORAH J. DEVAUX	<input type="radio"/> FRANK GODSELL	<input type="radio"/> CHARLES I. CROFT	<input type="radio"/> JENN DUNCAN	<input type="radio"/> HEATHER BRAND	<input type="radio"/> JOHN F. VELTRI	<input type="radio"/> LAWRENCE DUMOFF	<input type="radio"/> SARAH A. CHASE	<input type="radio"/> DANIEL SCHNEEL	<input type="radio"/> ANNE C. BIENIUS	<input type="radio"/> ELIZABETH V. ANILES	<input type="radio"/> ELISE PLACE	<input type="radio"/> JOSEPH D. AGLI	<input type="radio"/> JACK A. NELSON		
REPUBLICAN PARTY	<input type="radio"/> 1B	<input type="radio"/> EDWARD L. MATSON	<input type="radio"/> DEBORAH J. DEVAUX	<input type="radio"/> LYNN A. HARRINGTON	<input type="radio"/> 5B	<input type="radio"/> KATHERINE S. SYMONDS	<input type="radio"/> 7B	<input type="radio"/> RUFUS P. DE RIHAM	<input type="radio"/> 9B	<input type="radio"/> 10B	<input type="radio"/> 11B	<input type="radio"/> ANNE C. BIENIUS	<input type="radio"/> 13B	<input type="radio"/> 14B	<input type="radio"/> 15B	<input type="radio"/> 16B	<input type="radio"/> 17B	<input type="radio"/> 18B
PETITIONING CANDIDATE	<input type="radio"/> 1C	<input type="radio"/> MARTIN J. LINDENMAYER	<input type="radio"/> 3C	<input type="radio"/> 4C	<input type="radio"/> 5C	<input type="radio"/> 6C	<input type="radio"/> 7C	<input type="radio"/> 8C	<input type="radio"/> MATTHEW WINTER	<input type="radio"/> 10C	<input type="radio"/> 11C	<input type="radio"/> 12C	<input type="radio"/> 13C	<input type="radio"/> 14C	<input type="radio"/> 15C	<input type="radio"/> 16C	<input type="radio"/> 17C	<input type="radio"/> 18C
PETITIONING CANDIDATE	<input type="radio"/> 1D	<input type="radio"/> RUFUS P. DE RIHAM	<input type="radio"/> 3D	<input type="radio"/> 4D	<input type="radio"/> 5D	<input type="radio"/> 6D	<input type="radio"/> 7D	<input type="radio"/> 8D	<input type="radio"/> J. ADAM MANES	<input type="radio"/> 10D	<input type="radio"/> 11D	<input type="radio"/> 12D	<input type="radio"/> 13D	<input type="radio"/> 14D	<input type="radio"/> 15D	<input type="radio"/> 16D	<input type="radio"/> 17D	<input type="radio"/> 18D
WRITE-IN VOTES	<input type="radio"/> 1E	<input type="radio"/> 2E	<input type="radio"/> 3E	<input type="radio"/> 4E	<input type="radio"/> 5E	<input type="radio"/> 6E	<input type="radio"/> 7E	<input type="radio"/> 8E	<input type="radio"/> 9E	<input type="radio"/> 10E	<input type="radio"/> 11E	<input type="radio"/> 12E	<input type="radio"/> 13E	<input type="radio"/> 14E	<input type="radio"/> 15E	<input type="radio"/> 16E	<input type="radio"/> 17E	<input type="radio"/> 18E

Be sure to read the instructions on the reverse side of this ballot, it will help you in voting.

Important Links



Secretary of the State:

Click on Elections & Voting. The website has links for all downloadable Applications and information on Registering and voting, etc.

<https://portal.ct.gov/sots>

Voter Information Fact Sheet

<https://portal.ct.gov/SOTS/Election-Services/Voter-Information/Voter-Fact-Sheet>

Look up your voter registration

<https://portaldir.ct.gov/sots/LookUp.aspx>

Register to vote online

voterregistration.ct.gov

Voter registration application :

<https://portal.ct.gov/SOTS/Election-Services/Register-to-Vote/Voter-Registration-Application-English-and-Spanish>

Absentee Ballot application:

Click on elections then on the right side Voting by Absentee Ballot – all the applications are here: Regular application , emergency application & print disabilities and are in both English & Spanish

<https://portal.ct.gov/sots>

Problem at the Polls?

Anyone encountering problems on Election Day should contact the

Election Day Hotline at 1-866-733-2463 or send an email to elections@ct.gov

The Board of Directors of Kent News, Inc., would like to thank:

Kathleen Lindenmyer, Director of the
Career Success Center at Western Connecticut State University in
Danbury, CT, for our Graphic Design intern
Parker Dewey LLC of Chicago, IL, for providing the funds for the
Graphic Design intern

Text by Karen Chase

Graphic Design by

Laura Gabriella Sosa

Kent News, Inc. (KNI)

Publishers of

The Kent Good Times Dispatch (GTD)

Kathryn Boughton, Editor

Board of Directors:

Karen Chase, President & Treasurer

Deborah Rose, Vice-President


Andrea Schoeny, Secretary

Barin Rovzar

Kariny Amorim

“Dedicated to the militant practice of independent journalism.”

John & Jane Greene, Founders of the GTD, 1952




YOUR VOTE MATTERS


Kent News, Inc., is non-partisan, nonprofit news and information source committed to building community and enhancing the lives of our residents, businesses and organizations by providing trusted local information and covering topics of interest to the Kent community.

Kent News, Inc., is a 501(c)(3) non-profit corporation in Kent, CT, and is funded by donations, grants, and advertising. If you would like to donate to support our continuing efforts to inform and engage the Kent community, visit www.kentgtd.org/donate or send a check to KNI at the address below.

An informed electorate is more likely to be engaged and to vote. We hope this guide will help to inform, engage, and inspire everyone who is eligible to register and vote.

 Mailing Adress: PO Box 532, Kent, CT 06757

 Phone Number: 860-672-5454

 Email Adress: board@kentgtd.org

 <https://kentgtd.org/>

